

Name: _____ Email: _____

Company: _____ Telephone: _____

Address: _____ City, State, Zip: _____

CHECK THE BOX THAT APPLIES BELOW:

Track Only
 Curtains Only
 Track and Curtains

Check this box if the track needs to be suspended in order to avoid a ceiling obstruction

Suspend track _____ inches below ceiling (18 inches is standard)

SELECT CURTAIN FABRIC:


Pattern: _____ Color: _____

Choose One:

With Mesh

No Mesh

Curtain Height:



Please provide the following information so that we can determine the height of the curtain:

- Floor-to-ceiling height: _____ inches
 - Desired distance from bottom of curtain to floor _____ inches (12 inches is standard)

SELECT CURTAIN TRACK LAYOUT, ENTER SIZE AND QUANTITY:

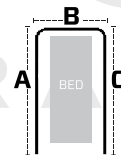


Straight Track _____ inches
 Quantity _____



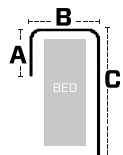
TYPE 1

Leg A _____ inches
 Leg B _____ inches
 Quantity _____



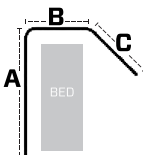
TYPE 2

Leg A _____ inches
 Leg B* _____ inches
* Minimum distance for Leg B is 42"
 Leg C _____ inches
 Quantity _____



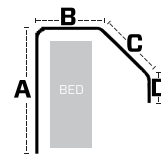
TYPE 3

Leg A _____ inches
 Leg B* _____ inches
* Minimum distance for Leg B is 42"
 Leg C _____ inches
 Quantity _____



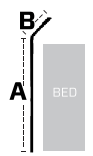
TYPE 5

Leg A _____ inches
 Leg B* _____ inches
* Minimum distance for Leg B is 36"
 Leg C _____ inches
 Quantity _____



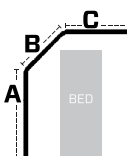
TYPE 7

Leg A _____ inches
 Leg B* _____ inches
* Minimum distance for Leg B is 36"
 Leg C* _____ inches
* Minimum distance for Leg C is 30"
 Leg D _____ inches
 Quantity _____



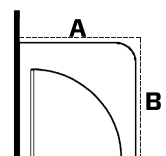
TYPE 9

Leg A _____ inches
 Leg B _____ inches
 Quantity _____



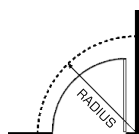
TYPE 11

Leg A _____ inches
 Leg B* _____ inches
* Minimum distance for Leg B is 30"
 Leg C _____ inches
 Quantity _____



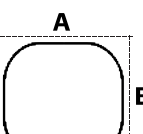
TYPE 13

Leg A _____ inches
 Leg B _____ inches
 Quantity _____



RADIUS TRACK

48 inches
 60 inches
 72 inches
 Quantity _____



TYPE 14 OVAL

Leg A _____ inches
* Minimum distance for Leg A is 40"
 Leg B* _____ inches
* Minimum distance for Leg B is 40"
 Quantity _____

Comments: